

Installation Instructions

CX29-SUNGK Universal Grounding Kit

Rosenberger
Rosenberger Site Solutions, LLC

PRODUCT DESCRIPTION

Universal Grounding Kit for 1/4" to 5/8" corrugated coax cable

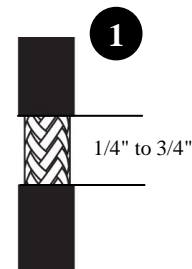
Each Kit Includes:

- One Ground Lead
- One roll of 2" PVC tape
- One roll of 24" butyl rubber tape
- One two hole lug and hardware

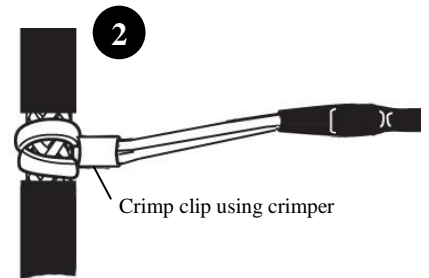


Installation Steps

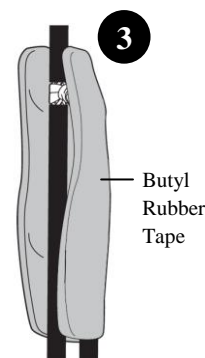
1. Strip 1/4" to 3/4" from cable jacket as shown



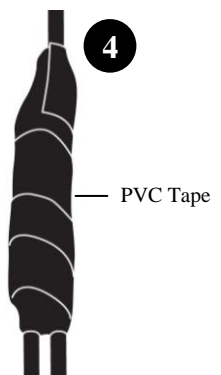
2. Attach Grounding Lead as shown and crimp clip using crimper



3. Cut Butyl Rubber tape to size and wrap around cable and lead as shown



4. Cut 4-5 pieces of PVC tape and wrap around butyl tape as shown



NOTE

Installation of this product should only be performed by trained, qualified and experienced personnel. Installation instructions for this product should be read thoroughly before installation is performed. The manufacturer and supplier of this product disclaims any liability or responsibility for the results of improper or unsafe installation practice.